

SCOPE & COVERAGE



INTERNATIONAL TEXTILE MACHINERY SHIPMENT STATISTICS

INTERNATIONAL TEXTILE MANUFACTURERS FEDERATION
FÉDÉRATION INTERNATIONALE DES INDUSTRIES TEXTILES
INTERNATIONALE VEREINIGUNG DER TEXTILINDUSTRIE



ITMF

International Textile Machinery Shipment Statistics

Scope

International Textile Machinery Shipment Statistics has been compiled with the cooperation of over **200 manufacturers** of spinning, drawtexturing, weaving, knitting and finishing machinery.¹ The publication shows the **total number of units shipped** by participating manufacturers in a year to any **country of destination**.

Coverage

The coverage for each segment is virtually complete. The term shipment refers here to machinery produced by the participating manufacturers (for both the domestic market and export) and physically shipped during the year under review. This should not be confused with sales or installations.

The segments entail shipments of:

Section 1: short- and long-staple ring spindles, open-end rotors

Section 2: drawtexturing spindles

Section 3: shuttle-less looms (divided into rapier/projectile, air-jet and water-jet)

Section 4: circular knitting machinery

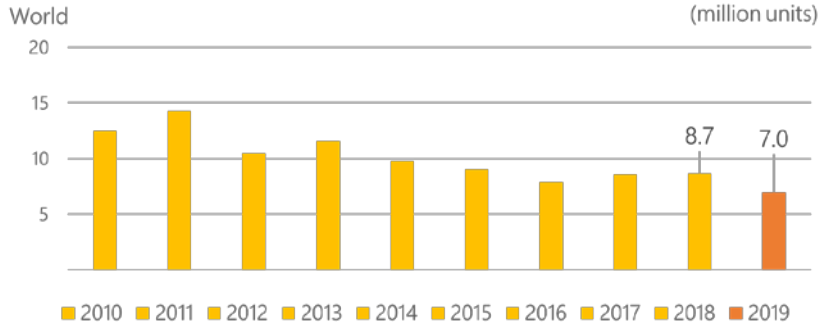
Section 5: flat knitting machinery

Section 6: finishing machinery

Sections 1 and 3 present the total number of unit shipped alongside previous year-end capacity figures and cumulative shipments over the last 10 years. Cumulative shipment data are also available in Sections 2, 4 and 5, but not installed capacities.

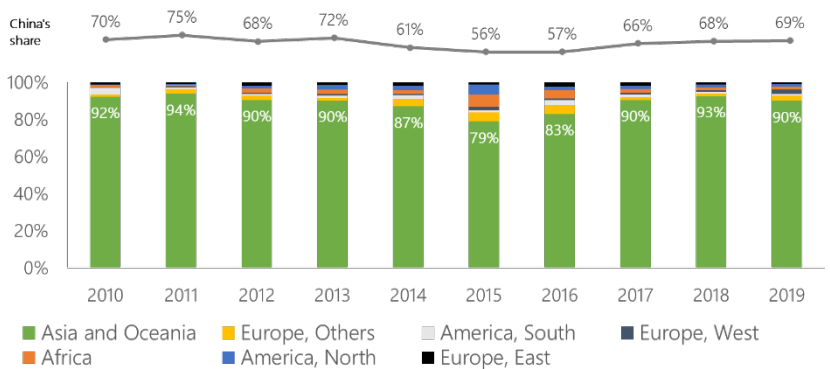
Graph sample (source: ITMSS Vol 42 / 2019):

Shipped Short-Staple Spindles



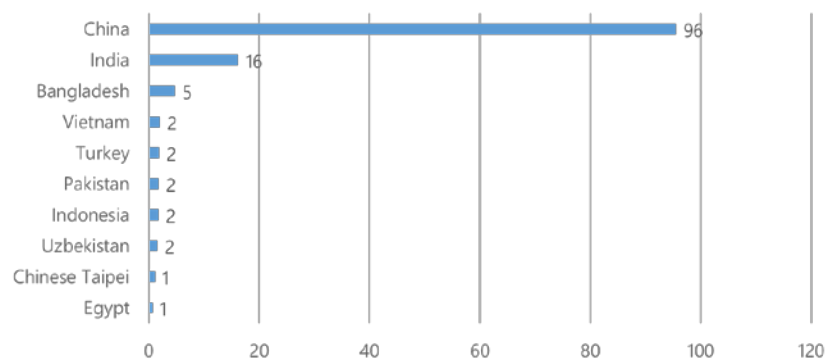
Shipped Texturing Spindles

By Regions (Share to World Total)



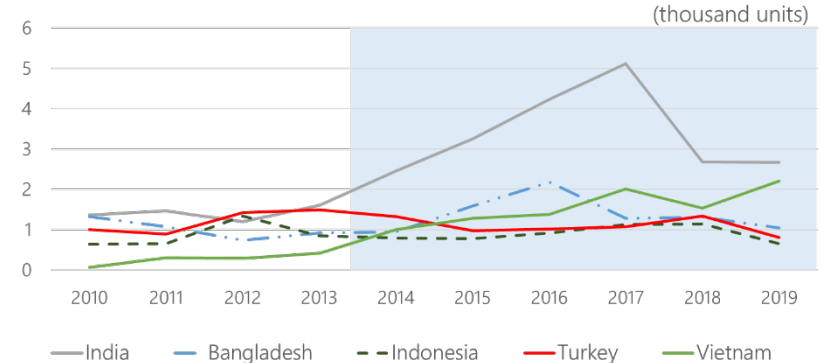
Shipped Shuttle-Less Looms

10 Biggest Investors (2019)



Shipped Large Circular Knitting Machines

Selected Countries



¹ This number entails the Chinese companies that are included in the so-called "District"

International Textile Machinery Shipment Statistics

Table sample (source: ITMSS Vol 42 / 2019)

1 Spinning Machines

Table 1.1

World (destination)	Capacity Installed 2018			Cumulative Shipments 2010 - 2019			Shipments 2019		
	Rotors	Spindles		Rotors	Spindles		Rotors	Spindles	
		Long-Staple	Short-Staple		Long-Staple	Short-Staple		Long-Staple	Short-Staple
Africa	156'900	254'370	4'097'400	41'362	6'132	893'044	3'412	252	187'548
America, North	407'300	882'000	3'989'000	184'988	2'752	1'119'443	7'292	336	160'140
America, South	522'600	688'000	7'157'700	177'514	28'744	560'166	13'144	432	18'480
Asia and Oceania	5'845'900	6'486'800	205'508'200	4'471'138	488'742	93'019'045	517'400	30'048	6'406'570
Europe, East	276'800	1'279'600	1'159'000	31'982	102'652	115'284		1'008	
Europe, Others	800'000	750'000	7'800'000	280'922	324'476	3'907'374	10'672	108	180'892
Europe, West	132'100	4'103'900	986'300	64'496	102'106	147'056	972	8'448	9'360
Not specified (World)				20'760			20'760		
World	8'141'600	14'444'670	230'697'600	5'273'162	1'055'604	99'761'412	573'652	40'632	6'962'990

2 Drawtexturing Machines

Table 2.1

World (destination)	Cumulative Shipments 2010 - 2019			Shipments 2019		
	False Twist		Total	False Twist		Total
	Single Heater	Double Heater		Single Heater	Double Heater	
Africa	1'044	104'282	105'326	360	6'840	7'200
America, North	1'186	84'236	85'422	396	7'524	7'920
America, South	3'066	74'988	78'054	240	4'800	5'040
Asia and Oceania	82'081	4'429'710	4'511'791	22'568	418'312	440'880
Europe, East	2'062	64'224	66'286	168	3'192	3'360
Europe, Others	1'824	121'200	123'024	672	12'768	13'440
Europe, West	4'573	40'080	44'653	1'092	10'260	11'352
Not specified (World)		347	347			
World	95'836	4'919'067	5'014'903	25'496	463'696	489'192

3 Weaving Machines

Table 3.1

World (destination)	Capacity Installed 2018		Cumulative Shipments 2010 - 2019				Shipments 2019			
	Shuttle Looms	Shuttleless Looms	Shuttleless Looms				Shuttleless Looms			
			Air-Jet	Rapier and Projectile	Water-Jet	Total	Air-Jet	Rapier and Projectile	Water-Jet	Total
Africa	54'220	17'380	1'488	5'505	2'592	9'585	164	874	268	1'306
America, North	45'900	71'150	2'579	1'918	955	5'452	385	274	177	836
America, South	65'800	56'430	3'846	1'910	205	5'961	368	161	4	533
Asia and Oceania	1'030'610	1'331'460	222'074	220'739	524'046	966'859	28'136	21'768	76'963	126'867
Europe, East	9'040	109'060	2'643	3'292	438	6'373	443	135	33	611
Europe, Others	20'000	49'000	3'864	18'923	1'691	24'478	468	965	469	1'902
Europe, West	5'920	31'670	3'813	9'376	186	13'375	252	967	4	1'223
Not specified (World)			1	154		155				
World	1'231'490	1'666'150	240'308	261'817	530'113	1'032'238	30'216	25'144	77'918	133'278

International Textile Machinery Shipment Statistics

Table sample (source: ITMSS Vol 42 / 2019)

4 Large Circular Knitting Machines

Table 4.1

World (destination)	Cumulative Shipments 2010 - 2019						Shipments 2019					
	Single		Double		Total	Electronic Needle Selection (Jacquard)	Single		Double		Total	Electronic Needle Selection (Jacquard)
	Single (up to 24 inch)	Single (26 inch or over)	Double (up to 24 inch)	Double (26 inch or over)			Single (up to 24 inch)	Single (26 inch or over)	Double (up to 24 inch)	Double (26 inch or over)		
Africa	512	2'032	76	3'286	5'906	175	77	272	9	618	976	14
America, North	266	1'161	56	1'936	3'419	455	154	175	11	212	552	26
America, South	209	3'936	84	2'331	6'560	194	46	260	12	403	721	8
Asia and Oceania	21'074	101'084	8'028	135'239	265'425	2'944	1'999	5'014	228	16'020	23'261	146
Europe, East	76	640	47	704	1'467	201	6	55		59	120	14
Europe, Others	405	5'651	233	5'021	11'310	1'302	41	301	8	453	803	25
Europe, West	213	1'482	73	2'749	4'517	749	29	144	5	286	464	33
Not specified (World)	19	147	34	58	258							
World	22'774	116'133	8'631	151'324	298'862	6'020	2'352	6'221	273	18'051	26'897	266

5 Flat Knitting Machines

Table 5.1

World (destination)	Cumulative Shipments 2010 - 2019			Shipments 2019		
	Electronic Flat Knitting Machines		Total	Electronic Flat Knitting Machines		Total
	Flat Knitting Machines up to 70 inches	Flat Knitting Machines 70 inches and over		Flat Knitting Machines up to 70 inches	Flat Knitting Machines 70 inches and over	
Africa	5'652	112	5'764	1'448		1'448
America, North	3'021	117	3'138	547	1	548
America, South	7'254	365	7'619	1'277	1	1'278
Asia and Oceania	853'059	3'601	856'660	88'629	18	88'647
Europe, East	7'143	220	7'363	815	2	817
Europe, Others	20'811	127	20'938	1'694	10	1'704
Europe, West	13'933	915	14'848	1'473	9	1'482
World	910'873	5'457	916'330	95'883	41	95'924

6 Finishing Machines

Table 6.1

World (destination)	Shipments 2019											
	Fabrics Continuous (Wovens & Knits)								Fabrics Discontinuous (Wovens & Knits)			
	Bleaching - Line	Dyeing - Line (CPB)	Dyeing - Line (Hot/cold)	Mercerizing - Line	Relax Dryers / Tumblers	Sanforizers / Compactors	Singeing Line	Stenters	Washing (stand-alone)	Air Jet Dyeing	Jigger Dyeing / Beam Dyeing	Overflow Dyeing
Africa	1	1			2	2		13	1		7	
America, North					3	8		18	2		1	
America, South					4	2		3			1	
Asia and Oceania	49	21	33	32	59	58		880	128	1'028	463	
Europe, East		4		1				4	1	1	1	
Europe, Others	1	3	1	1	7	3		70	3	5	9	
Europe, West				1	3	1		14	4	7	11	
Not specified (World)	9		12	16				698	25	177	69	
World	60	35	46	51	78	74		1'700	164	1'218	561	

International Textile Machinery Shipment Statistics

**International Textile Manufacturers Federation
Fédération Internationale des Industries Textiles
Internationale Vereinigung der Textilindustrie**

Wiedingstrasse 9	Phone	(+41-44) 283 63 80
CH - 8055 Zurich	Fax	(+41-44) 283 63 89
Switzerland	E-Mail	secretariat@itmf.org
	Web	www.itmf.org

Follow us!

